


The appliance of composite science to underground access covering

# ThruBeam®

COVERS

B125 Range

**BM3030, BM6045, BM6060**  
**and BM8080** Solid and Vented  
Pedestrian, Industrial and Utilities  
Composite Access Covers




## BM3030 300x300mm - Solid

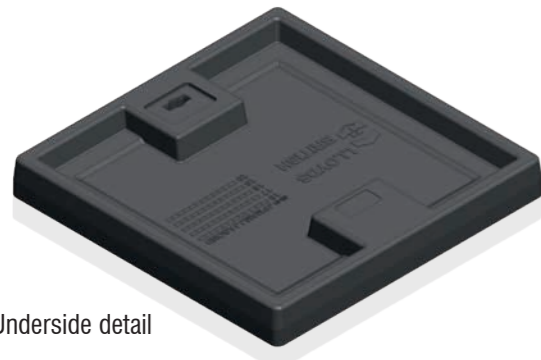
Rectangular Pedestrian, Industrial and Utilities  
Composite Access Covers



Cover

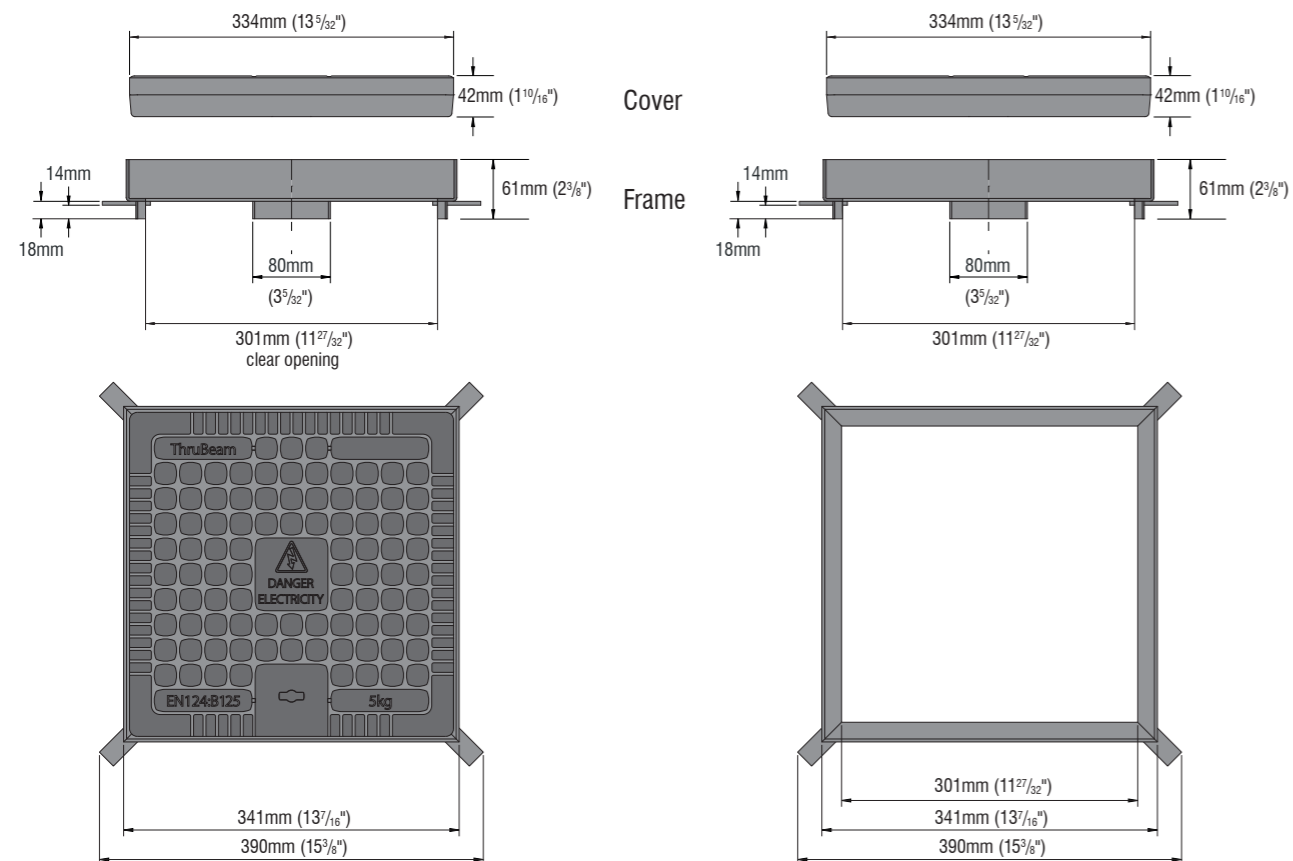


Cover and Frame



Underside detail

## Dimensions



The frame is to be installed to the appropriate standard/specification for that particular installation.  
For reference purposes only. This drawing is not a specification.



## Technical Specification

EN124:2015 Class B125

### BM3030 300x300mm Solid

Rectangular Pedestrian, Industrial and Utilities  
Composite Access Cover

### Cover Specification

Load Rating:	EN124:2015 Class B125
Clear Opening:	301 x 301mm (11 <sup>27</sup> / <sub>32</sub> " x 11 <sup>27</sup> / <sub>32</sub> "")
External Dimensions:	334 x 334 x 42mm (13 <sup>5</sup> / <sub>32</sub> " x 13 <sup>5</sup> / <sub>32</sub> " x 1 <sup>10</sup> / <sub>16</sub> "")
Skid Resistance (wet polishes)	PSRV 60
Weight:	5kg (11lb) Combined weight with single frame 11kg (24.2lb)
Lifting points:	Single moulded in key slots
Tread depth:	Tread depth complies with EN124:2015 Class B125
Tread type:	Embedded aggregate
Markings:	Week, year and location of manufacture on the underside of cover. Cover class and weight on the top surface.
Corrosion/Chemical resistance:	All component parts are resistant to chemical attack, diesel, petrol, salt and water or a combination of the above over the lifespan of the cover. Surface discolouration is acceptable in service.
Combustion properties:	All component parts do not support combustion. Products of combustion do not contain harmful chemicals (e.g. bromides)
Sealed:	No
Carbon footprint:	Low
Material:	Advanced fibre glass composite
Client logo:	Can be provided on top surface
Security Features:	Locking mechanism


### Frame Specification

Load Rating:	EN124:2015 Class B125
Clear Opening:	301 x 301mm (11 <sup>27</sup> / <sub>32</sub> " x 11 <sup>27</sup> / <sub>32</sub> "")
Weight:	6kg (13.2lb)
External Dimensions:	401 x 401 x 137mm (15 <sup>25</sup> / <sub>32</sub> " x 15 <sup>25</sup> / <sub>32</sub> " x 5 <sup>3</sup> / <sub>8</sub> "")
Material:	Mild Steel
Installation Details:	Provided in full as a separate document

Designs and specifications are subject to alteration, so that continuous improvement can be undertaken.

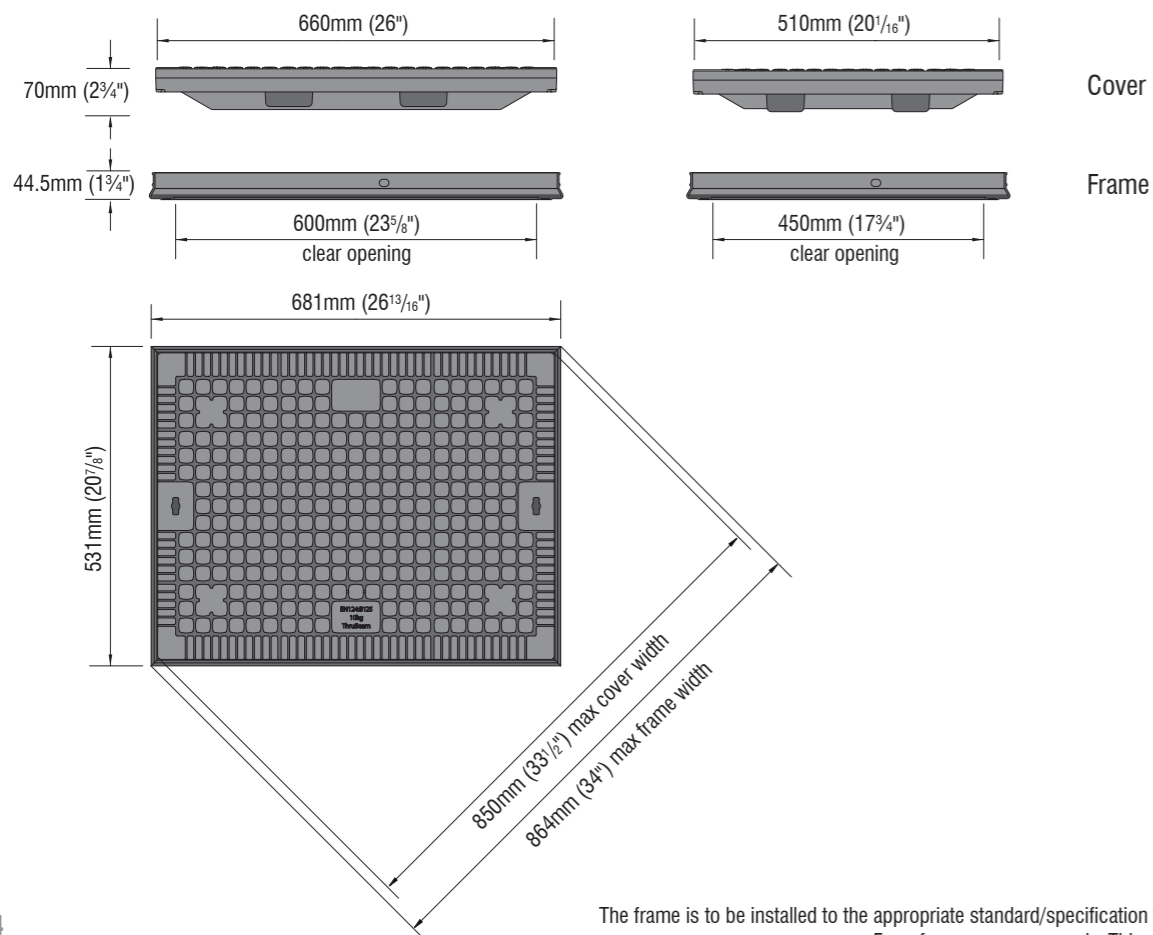
## BM6045 600x450mm - Solid

Rectangular Pedestrian, Industrial and Utilities  
Composite Access Covers



The BM6045 can also be supplied with a twin cover frame incorporating removable central beam to produce a 600x900mm access configuration.

## Dimensions



The frame is to be installed to the appropriate standard/specification for that particular installation.  
For reference purposes only. This drawing is not a specification.

**ThruBeam**  
COVERS

## Technical Specification

EN124:2015 Class B125

### BM6045 600x450mm Solid

Rectangular Pedestrian, Industrial and Utilities  
Composite Access Cover

### Cover Specification

Load Rating:	EN124:2015 Class B125
Clear Opening:	600 x 450mm (23 <sup>5</sup> / <sub>8</sub> " x 17 <sup>3</sup> / <sub>4</sub> " )
External Dimensions:	660 x 510 x 70mm (26" x 20" x 2 <sup>3</sup> / <sub>4</sub> " )
Skid Resistance (wet polishes)	PSRV 60
Weight:	10kg (22lb) Combined weight with single frame 11.7kg (25.8lb)
Lifting points:	Two moulded in key slots
Tread depth:	Tread depth complies with EN124:2015 Class B125
Tread type:	Embedded aggregate
Markings:	Week, year and location of manufacture on the underside of cover. Cover class and weight on the top surface.
Corrosion/Chemical resistance:	All component parts are resistant to chemical attack, diesel, petrol, salt and water or a combination of the above over the lifespan of the cover. Surface discolouration is acceptable in service.
Combustion properties:	All component parts do not support combustion. Products of combustion do not contain harmful chemicals (e.g. bromides)
Sealed:	No
Carbon footprint:	Low
Material:	Advanced fibre glass composite
Client logo:	Can be provided on top surface
Security Features:	Locking mechanism

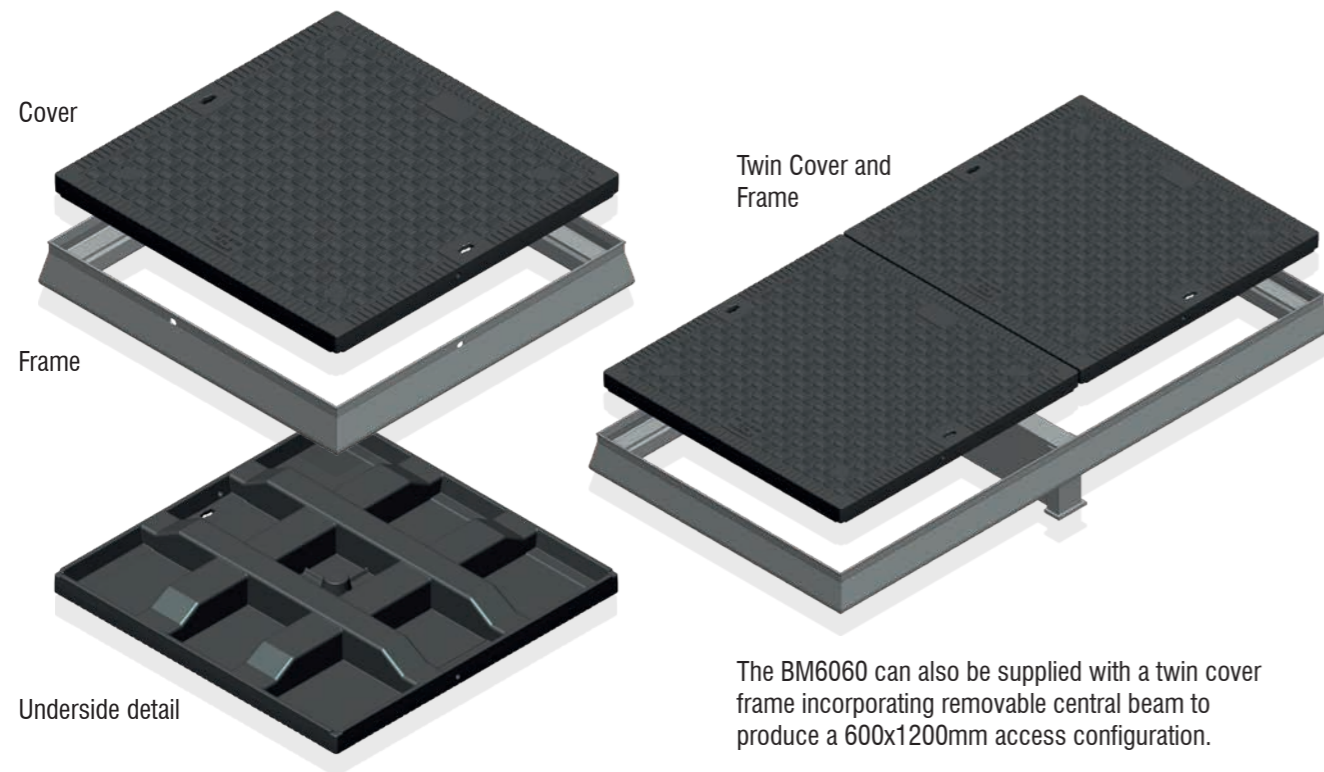
### Frame Specification

Load Rating:	EN124:2015 Class B125
Clear Opening:	600 x 450mm (23 <sup>5</sup> / <sub>8</sub> " x 17 <sup>3</sup> / <sub>4</sub> " )
Weight:	1.7kg (3.7lb)
External Dimensions:	681 x 531 x 44.5mm (26 <sup>13</sup> / <sub>16</sub> " x 20 <sup>7</sup> / <sub>8</sub> " x 1 <sup>3</sup> / <sub>4</sub> " )
Material:	Aluminium
Installation Details:	Provided in full as a separate document

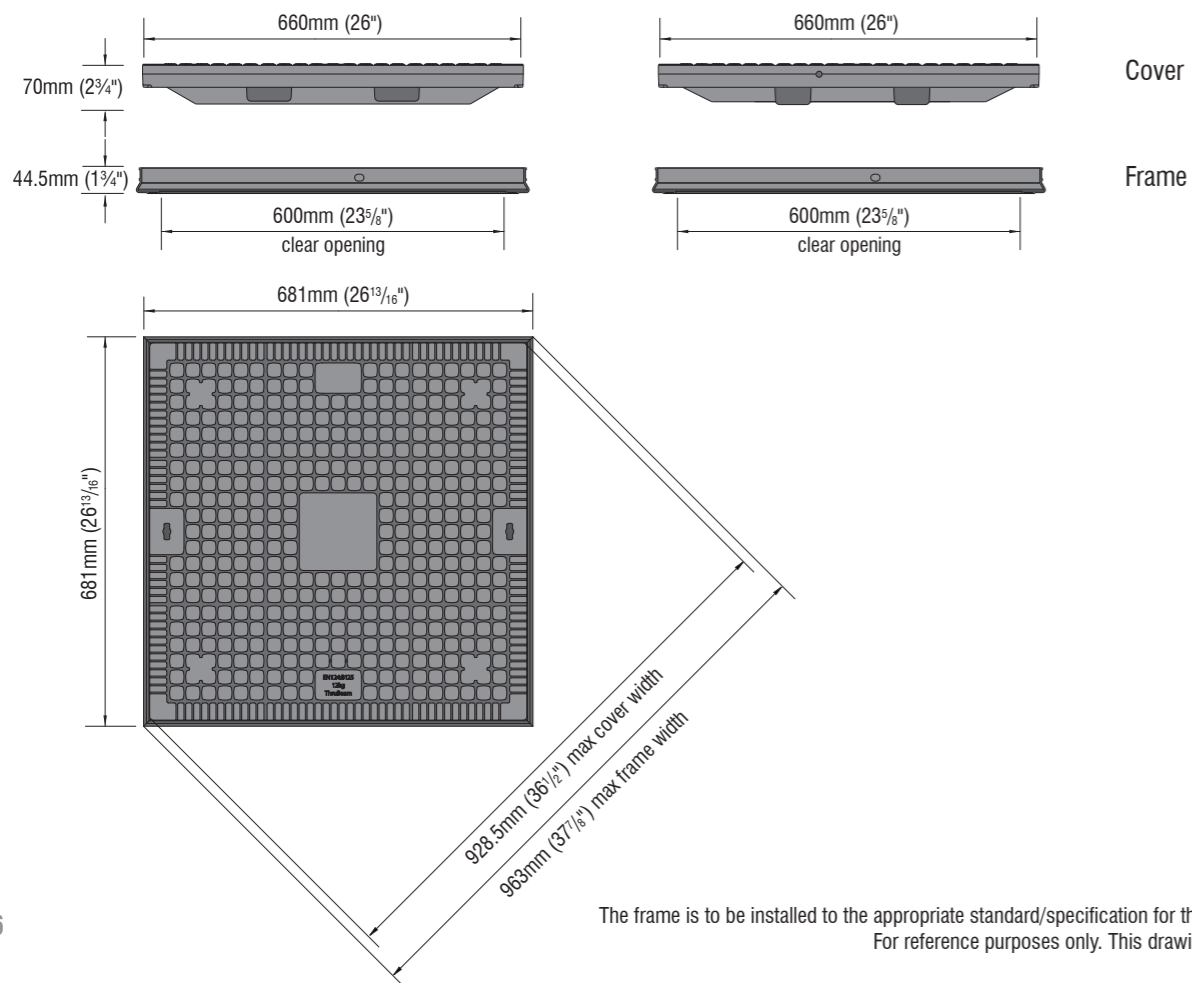
Designs and specifications are subject to alteration, so that continuous improvement can be undertaken.

## BM6060 600x600mm - Solid

Square Pedestrian, Industrial and Utilities  
Composite Access Covers



## Dimensions



The frame is to be installed to the appropriate standard/specification for that particular installation.  
For reference purposes only. This drawing is not a specification.

**ThruBeam**  
COVERS

## Technical Specification

EN124:2015 Class B125

### BM6060 600x600mm Solid

Square Pedestrian, Industrial and Utilities  
Composite Access Cover

### Cover Specification

Load Rating:	EN124:2015 Class B125
Clear Opening:	600 x 600mm (23 <sup>5</sup> / <sub>8</sub> " x 23 <sup>5</sup> / <sub>8</sub> " )
External Dimensions:	660 x 660 x 70mm (26" x 26" x 2 <sup>3</sup> / <sub>4</sub> " )
Skid Resistance (wet polishes)	PSRV 60
Weight:	12kg (26.4lb) Combined weight with single frame 13.9kg (30.6lb)
Lifting points:	Two moulded in key slots
Tread depth:	Tread depth complies with EN124:2015 Class B125
Tread type:	Embedded aggregate
Markings:	Week, year and location of manufacture on the underside of cover. Cover class and weight on the top surface.
Corrosion/Chemical resistance:	All component parts are resistant to chemical attack, diesel, petrol, salt and water or a combination of the above over the lifespan of the cover. Surface discolouration is acceptable in service.
Combustion properties:	All component parts do not support combustion. Products of combustion do not contain harmful chemicals (e.g. bromides)
Vented:	No (vented covers available upon request)
Carbon footprint:	Low
Material:	Advanced fibre glass composite
Client logo:	Can be provided on top surface
Security Features:	Locking mechanism

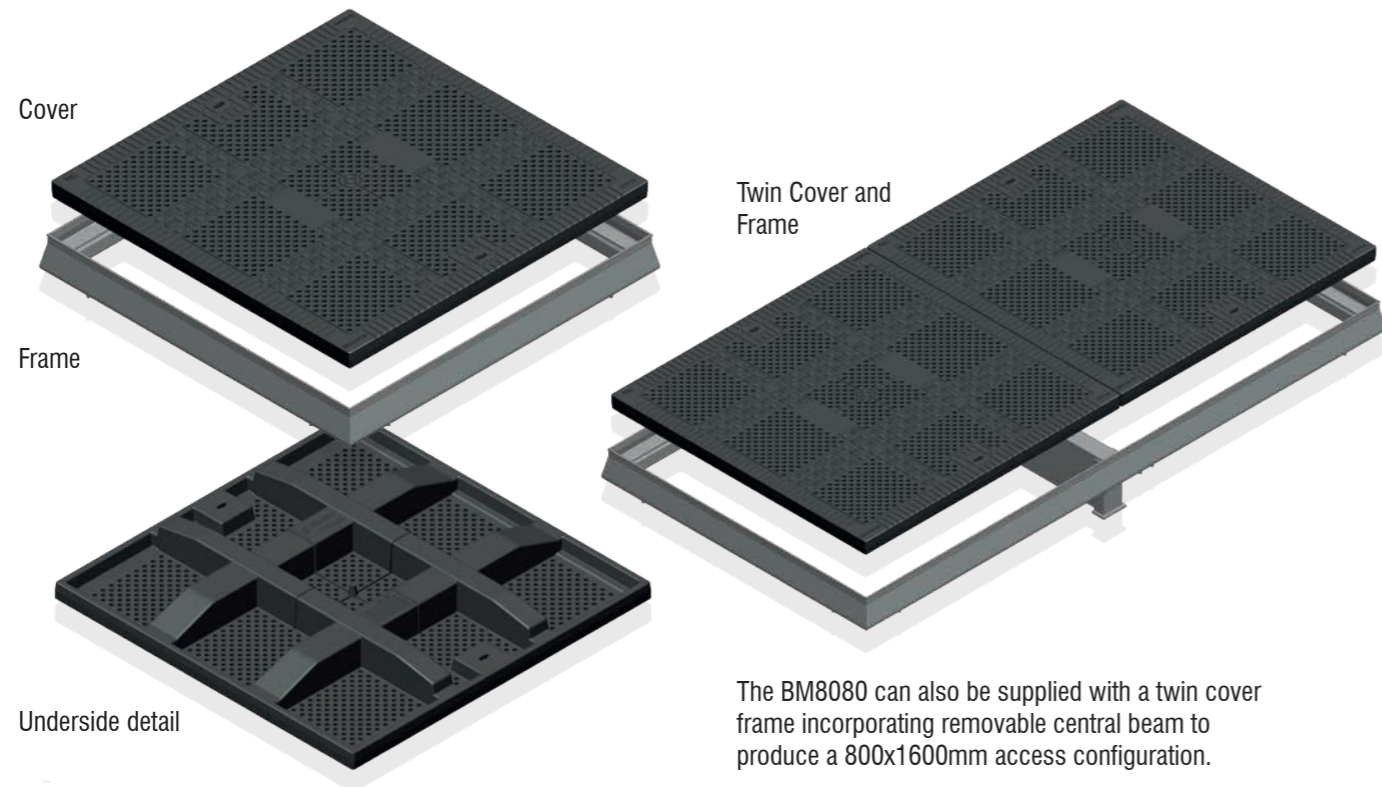
### Frame Specification

Load Rating:	EN124:2015 Class B125
Clear Opening:	600 x 600mm (23 <sup>5</sup> / <sub>8</sub> " x 23 <sup>5</sup> / <sub>8</sub> " )
Weight:	1.9kg (4.2lb)
External Dimensions:	681 x 681 x 44.5mm (26 <sup>13</sup> / <sub>16</sub> " x 26 <sup>13</sup> / <sub>16</sub> " x 1 <sup>3</sup> / <sub>4</sub> " )
Material:	Aluminium
Installation Details:	Provided in full as a separate document

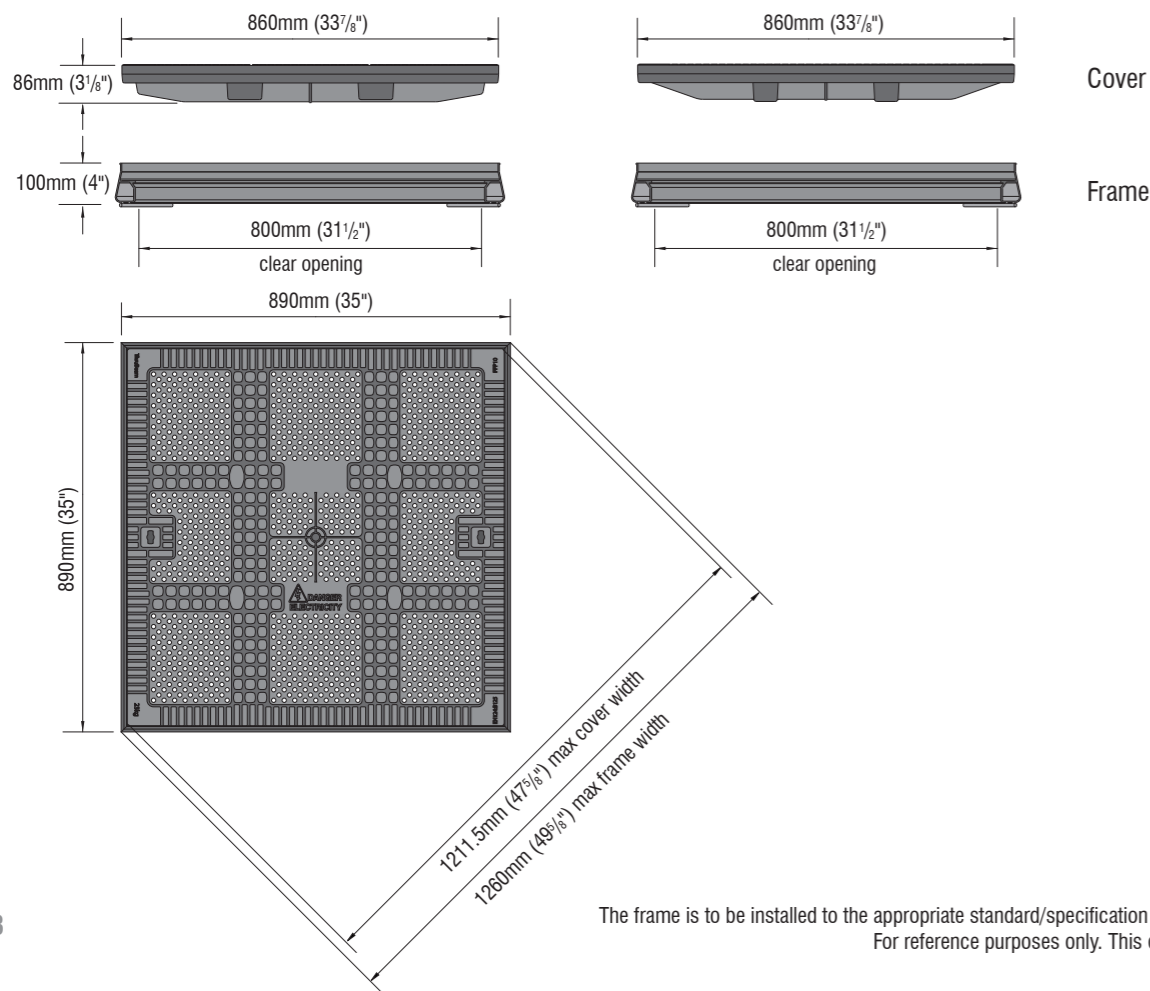
Designs and specifications are subject to alteration, so that continuous improvement can be undertaken.

## BM8080 800x800mm - Vented

Square Pedestrian, Industrial and Utilities  
Composite Access Covers



### Dimensions



The frame is to be installed to the appropriate standard/specification for that particular installation.  
For reference purposes only. This drawing is not a specification.

**ThruBeam**  
COVERS

### Technical Specification

EN124:2015 Class B125

#### BM8080 800x800mm Vented

Square Pedestrian, Industrial and Utilities  
Composite Access Cover

#### Cover Specification

Load Rating:	EN124:2015 Class B125
Clear Opening:	800 x 800mm (31 <sup>1</sup> / <sub>2</sub> " x 31 <sup>1</sup> / <sub>2</sub> "
External Dimensions:	860 x 860 x 86mm (33 <sup>7</sup> / <sub>8</sub> " x 33 <sup>7</sup> / <sub>8</sub> " x 3 <sup>1</sup> / <sub>8</sub> "
Skid Resistance (wet polishes)	PSRV 60
Weight:	21kg (46.3lb) Combined weight with single frame 28kg (61.7lb)
Lifting points:	Two moulded in key slots
Tread depth:	Tread depth complies with EN124:2015 Class B125
Tread type:	Embedded aggregate
Markings:	Week, year and location of manufacture on the underside of cover. Cover class and weight on the top surface.
Corrosion/Chemical resistance:	All component parts are resistant to chemical attack, diesel, petrol, salt and water or a combination of the above over the lifespan of the cover. Surface discolouration is acceptable in service.
Combustion properties:	All component parts do not support combustion. Products of combustion do not contain harmful chemicals (e.g. bromides)
Sealed:	No
Vented:	Yes (solid cover is also available)
Carbon footprint:	Low
Material:	Advanced fibre glass composite
Client logo:	Can be provided on top surface
Security Features:	Integrated restraint device and dual locking mechanism

#### Frame Specification

Load Rating:	EN124:2015 Class B125
Clear Opening:	800 x 800mm (31 <sup>1</sup> / <sub>2</sub> " x 31 <sup>1</sup> / <sub>2</sub> "
Weight:	7kg (15.4lb)
External Dimensions:	890 x 890 x 100mm (35" x 35" x 4")
Material:	Aluminium
Installation Details:	Provided in full as a separate document

Designs and specifications are subject to alteration, so that continuous improvement can be undertaken.

## The Benefits of a Structural Science composite cover over traditional covers

### High structural performance

Meets European EN124 B125 standards.

### Extended working life

Cover will not break or twist within frame. Frame manufactured to SSC designed aluminium profile. The torsional resistant frames eliminate many of the usual causes of wear with traditional covers.

### Permanent anti-slip - pedestrian, cycle and motorbike friendly

Exceeds 0.60 co-efficient of friction even when wet and will retain this anti-slip value throughout its working life unlike conventional metal/GRP composite covers.

### Secure and lockable

Can be supplied with or without a lock. Lock engages automatically on replacement of cover. Optional integrated restraint device is also available along with a high security key option.

### Injury free removal

Single person removal and replacement without the risk of back injury utilising ergonomically designed lifting tool.

### Reduced maintenance programmes

Longevity, ease of moving and superior performance reduces maintenance programs. Fitting a ThruBeam® cover is the best 'whole life' choice.

### Ventable

Covers can be vented which helps prevent the build up of gases. Holes conform to ADA regulations.

### No residual value

Reduced risk of theft.

### Transparent to radio waves

Negates the lifting of covers and helps promote better signals being transmitted thus improving asset management.

### Non-corrosive

Will not corrode when in contact with other materials. Unaffected by fuels, sand, salt and all chemicals met in road environments.

### Electrically non-conductive or conductive

Will not conduct electricity, so stray voltage problems are negated. Can be made conductive if required.

### Colours available

Colours are available. A colour matching service is also available.



### Client design service

SSC project managed bespoke design services will use our patented ThruBeam® technology to design alternative size and shape solutions to meet customer requirements.

For further information relating to our full product range please go to [www.thrubeam.co.uk](http://www.thrubeam.co.uk) and download the appropriate pdf file.



#### Structural Science Composites Ltd

8 James Freel Court, James Freel Close, Barrow In Furness, UK, LA14 2NG  
T: +44 (0)1229 814340 E: [covers@structuralscience.net](mailto:covers@structuralscience.net) W: [www.thrubeam.co.uk](http://www.thrubeam.co.uk)